

2021

SUNDANCER 370 OUTBOARD



Sea Ray 

LIVE THE LEGACY

The Sundancer® 370 Outboard is the embodiment of elegance, athleticism and sophistication. Conversation flows naturally in multiple spaces throughout the boat, expertly crafted for comfort. Perfect for day trips or weekend stays, the stylish and expansive cabin is luxuriously appointed. In addition, the Sundancer 370 Outboard presents a multitude of next-generation technologies and upscale amenities that deliver an exceptional on-water experience. It's also available in a Coupe model offering a hardtop with a full windshield and electrically actuated windows.





2021 SUNDANCER 370 OUTBOARD

Sea Ray®

**STANDARD PROPULSION**

Triple Mercury® 300 Verado® Outboards
with Joystick Piloting (Tri-300 hp / 224 kW) – white

**FUEL CAPACITY**

250 gal / 946 L

**LENGTH OVERALL**

39'9" / 12.12 m with outboards

**BEAM**

12'0" / 3.66 m

**BRIDGE CLEARANCE**

12'4" / 3.76 m with radar
10'8" / 3.25 m without radar

**DRAFT**

43" / 109 cm (outboards down)
31" / 79 cm (outboards up)

**DRY WEIGHT**

18,100 lb / 8,210 kg

**DEADRISE**

20°

**WATER CAPACITY**

46 gal / 174 L

**HOLDING TANK**

25 gal / 95 L

**YACHT CERTIFIED****SLEEPS FOUR**

A**FIBERGLASS HARDTOP**

The fiberglass hardtop offers protection from the elements while letting in breezes. It's also available with an optional opening panoramic skylight.

B**PORT-SIDE WALKTHROUGH**

A gas-assisted door makes transitioning from the cockpit to the bow effortless.

C**VERSATILE BOW**

The bow features C-shaped seating with foldable armrests. Add an optional teak table to convert it to a dining space or an optional filler cushion to create a sun lounge.

D**CONVENIENT STORAGE**

Ample storage is located throughout the boat, including a compartment for the anchor chain, rope and windlass.

E**CABIN WINDOWS**

Hull-side windows filter natural light into the cabin below. The cabin sleeps four and is beautifully furnished for an oasis-like retreat on the waves.



A INNOVATIVE TECHNOLOGY

Personalize your boat with a variety of electronics upgrades including an optional Simrad® HALO24 radar and optional SiriusXM® Marine Weather satellite receiver and antenna.

B DUAL DIGITAL DASH™

The helm is equipped with a Digital Dash™ for confident command offering dual 12" Simrad® G012 touchscreen displays or optional dual 16" Simrad® NS0 evo3 touchscreen displays.

C MADE FOR ENTERTAINING

With plenty of seating, the cockpit features a wet bar and teak port table. Options include a Kenyon grill, refrigerator and teak starboard table.

D THREE-POSITION TRANSOM SEAT


The convertible transom seat easily transitions from a hard-back surface to an aft-facing seat. Add an optional filler cushion to create an expansive sunpad.

E FUSION® AUDIO

Enjoy your favorite music out on the water with premium sound from the Fusion® Apollo RA770 audio system or optional upgraded Fusion® Premier audio system.

F POWERFUL OUTBOARD ENGINES


The boat is propelled by standard triple Mercury® 300 Verado® outboard engines with Joystick Piloting and optional Dynamic Running Surface™.





COLORS & MATERIALS

EXTERIOR COLOR SCHEMES



Arctic White (*standard*)



Onyx Black



Horizon




Sea Ray Blue



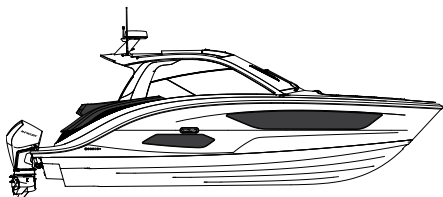
Quantum Blue



Kingfisher Teal

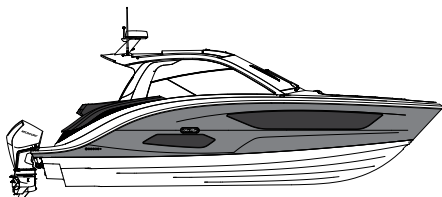


Neo Mint Green



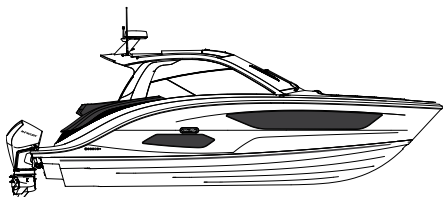
FULL HULL

Arctic White standard



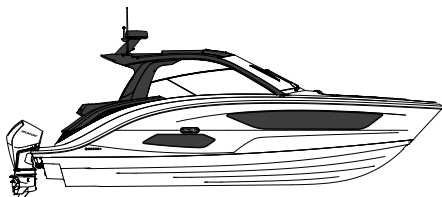
HULL SIDE

Hull bottom available in Arctic White only



WATERLINE GEL STRIPE

Optional



BLACK PAINTED HARDTOP

Optional

VINYL UPHOLSTERY COLORS



Ivory (standard)

White base with brown accents



Dune

Tan base with brown accents



Stone

Gray base with dark gray accents

CANVAS



Sunbrella® Black




Sunbrella® Marine Midnight Blue




Corian® White Onyx

WET BAR

BOW & COCKPIT FLOORING




Non-skid fiberglass (*standard*)




SeaDek® – Dune




SeaDek® – Moonrock



Teak




Infinity woven vinyl – Brown



Infinity woven vinyl – Gray


SWIM PLATFORM FLOORING



Non-skid fiberglass (*standard*)



SeaDek® – Dune or Moonrock




Teak

DRIFTWOOD PACKAGE


Standard




GALLEY CABINETS
Driftwood




GALLEY COUNTERTOP
Corian® Bisque




CABIN FLOORING
Titan Greige



CABIN ACCENT VINYL
Seaside Pebble



CABIN ACCENT FABRIC
R-Bond Linen




CABIN SEATING
R-Bond Linen



ACCENT PILLOWS
Metro Vanilla



SHOWER FLOORING
Limestone tile




SHOWER BENCH
Arctic White fiberglass



HEAD FLOORING
Limestone tile




HEAD BACKSPLASH
Oyster Greige



HEAD COUNTERTOP
Corian® Bisque

ARBOR PACKAGE

Upgrade




GALLEY CABINETS
Arbor



GALLEY COUNTERTOP
Corian® White Onyx



CABIN FLOORING
Nordic Maple



CABIN ACCENT VINYL
Ultraleather® Beacon



CABIN ACCENT FABRIC
Chilewich Bamboo Smoke



CABIN SEATING
Vista Metallic



ACCENT PILLOWS
Coastal Sunset




DUVET & PILLOWS
Maldives Silver




SHOWER FLOORING & BENCH
Teak



HEAD FLOORING
Bluetooth Charcoal tile



HEAD BACKSPLASH
Bati Orient Black tile



HEAD COUNTERTOP
Corian® Cosmos Prima

STANDARD FEATURES

BOW & COCKPIT

- Cup holders, stainless steel (17)
- Floor liner, fiberglass (self-draining)
- Lighting, LED (courtesy)
- Outlets, 12V accessory (helm & transom) – 2
- Outlets, 120V GFCI
- Outlets, USB (11)
- Table, teak (port cockpit)

DOORS

- Bow walk-through door, gas-assisted
- Cabin entry door, sliding lockable
- Day hatch for bilge access, gas-assisted
- Transom door, acrylic with stainless steel frame & hardware

SEATING

- Aft L-shaped bench seating with storage below
- Bow seating, C-shaped with foldable armrests
- Helm bench seat with slider & flip-up bolster
- Port companion bench seat with flip-up bolster
- Sunpad (converts from transom wall with convertible backrest)

STORAGE

- Bow storage (under forward seating)
- Side panel tubs with teak inlays, cup holders, USB chargers & speakers (bow & cockpit)

WET BAR

- Countertop, solid surface
- Handrail, stainless steel
- Outlet, 120V GFCI
- Sink, stainless steel with hot & cold faucet
- Trash receptacle, pull-out

HULL & DECK

- Anchor storage
- Cleats, stainless steel through-bolted (10") – 8
- Curtains (aft & side) with tonneau cover & canvas storage bag
- Deck fill plates, stainless steel
- Eyes, stainless steel (bow & stern)
- Handrails, stainless steel
- Hardtop, fiberglass
- Hull windows, acrylic
- Light, foldable (stern)
- Lights, navigation (stainless steel) – integrated into deck
- Rub rail, PVC with stainless steel insert
- Sea Ray badge, illuminated (hull)
- Storage for dock lines, fenders & gear (transom wall)
- Swim platform, integral with deck-mounted stainless steel four-step swim ladder, fiberglass lid & grab handle
- Thru-hull fittings, stainless steel
- Windlass, rope & chain with galvanized anchor
- Windshield, tempered tinted curved glass with single forward pane
- Windshield washer system
- Windshield wiper (starboard)

CABIN

- Interior materials: Driftwood Package
- Lighting, LED (courtesy & accent)
- Steps with aluminum frame & teak treads (cabin entry)

GALLEY

- Countertop, solid surface
- Microwave
- Outlet, 120V GFCI
- Refrigerator, dual-voltage
- Sink, stainless steel with faucet
- Storage cabinets, upper
- Trash receptacle, pull-out

HEAD

- Door, lockable
- Exhaust vent, 12V
- Flooring, tile
- Full fiberglass enclosure
- Medicine cabinet with mirrored doors
- Outlet, 120V GFCI
- Shower with acrylic door, teak bench & teak floor
- Sink, vessel with single-lever faucet
- Toilet paper holder
- Towel holder
- VacuFlush® head with holding tank
- Vanity with solid surface countertop & storage
- Window, ventilation

MID-BERTH

- Carbon monoxide monitor
- Outlet, 12V accessory
- Outlet, 120V GFCI
- Outlets, USB (2)
- Pillows, accent
- Seating, U-shaped (converts into 82" x 52" sleeper for 2 with bedding)
- Storage cabinets & lockers with shelves

SALON / V-BERTH

- Carbon monoxide monitor
- Locker, hanging
- Outlet, 12V accessory
- Outlet, 120V GFCI
- Outlets, USB (2)
- Pillows, accent
- Seating, L-shaped (backrest converts into 88" x 72" sleeper for 2 with bedding)
- Shades, pleated (hull windows)
- TV, smart 32" flat-screen

TECHNICAL

ELECTRICAL

- Battery charger, onboard – 12V
- Electrical system, 120V 60Hz
- Fuse block
- Generator, gas (7.5 kW)
- Isolator, galvanic
- Main distribution hub, DC
- Main distribution panel, AC/DC with voltage & current meters
- Remote battery switches
- Shorepower, 120V 60A with converter & 50' cord

FUSION® AUDIO SYSTEM

- Apollo RA770 AM/FM stereo (helm)
 - Bluetooth™
 - Digital Signal Processing (DSP)
 - Signature Series amplifier, 4-channel (1400W)
 - Speakers (6.5") – 3 pairs
 - SRX400 remote unit (cabin)
 - Wi-Fi audio streaming with Apple AirPlay® 2

HELM

- Alarm, high water
- Digital Dash™, dual (12")
 - Active Trim speed-based automatic engine trim system with integrated GPS
 - Chartplotter with preloaded charts (North America only)
 - CZone® digital switching
 - Mercury Marine® VesselView® Link
 - Simrad® GO12 (12") touchscreen displays (2)
 - Transducer with depth, water temperature & fishfinder
- Horn, stainless steel with switch
- Mercury Marine® Joystick Piloting for Outboards
- Mercury Marine® SmartCraft® Digital Throttle & Shift (DTS)
- Mercury Marine® VesselView® Mobile
- Parallel start system
- Simrad® RS100 VHF radio
- Steering, power-assisted with Isotta Pachu tilt wheel
- Switch panel with illuminated weatherproof stainless steel switches
- Tilt & trim, power

MECHANICAL

AIR CONDITIONING & HEATING

- A/C & heating (cockpit & cabin)

BILGE

- Bilge blower, 12V
- Bilge lighting, 12V
- Bilge pump, 12V automatic high-water
- Bilge pumps, 12V automatic (2)
- Bilge storage, finished (aft)
- Fire suppression system, automatic with manual override
- Insulated & gel-coated enclosure

- Sump box with automatic pump (mid-ship)
- Vents, integral

FUEL SYSTEM

- Evaporative emissions fuel system
- Fuel lines, USCG compliant
- Fuel tank with anti-siphon valve & mechanical sending unit

UNDERWATER GEAR

- Propellers, stainless steel
- Variable Running Surface (trim tabs & trim indicators)

WASTE SYSTEM

- Holding tank level indicator (main distribution panel)
- Holding tank with dockside pump-out, 25 gal

WATER SYSTEM

- Bow washdown
- Freshwater spigot
- Water heater, 6 gal
- Water inlet, dockside
- Water pressure system with 12V pump & filtration
- Water tank, 46 gal

OPTIONS & ACCESSORIES

BOW & COCKPIT

- Filler cushion (bow)
- Filler cushion (port cockpit)
- Filler cushion (starboard cockpit) – starboard teak table required
- Flooring, Infinity Luxury Woven Vinyl™ (snap-in)

- Flooring, SeaDek® (snap-in)
- Flooring, teak
- Kenyon grill (wet bar)
- Pullout sprayer (transom)
- Refrigerator, dual-voltage (wet bar)
- Table, teak (bow)
- Table, teak (starboard cockpit)
- TV, smart 32" flat-screen (cockpit)

HULL & DECK

- Air compressor for water toys with dedicated storage
- Anchor, stainless steel
- Coupe enclosure (dry weight: 18,200 lb / 8,255 kg)
 - Curtains (aft) with tonneau cover & canvas storage bag
 - Windows, full (port & starboard) with electric opening vents
- Fender clips, quick connect (6)
- Flagpole with base & U.S. flag
- Swim platform flooring, SeaDek® (glue-down)
- Swim platform flooring, teak
- Windlass, chain with galvanized anchor
- Windshield defroster (required with Coupe enclosure)

TOPS & CANVAS

- Hardtop, fiberglass with forward glass & pop-up vent, aft glass, & opening panoramic skylight
- Sunshade, automated extended SureShade® for fiberglass hardtop (aft)
- Sunshade, manual with poles (bow seating)

CABIN

- Interior materials: Arbor Package
- Portlights, opening (mid-berth)

TECHNICAL

ELECTRICAL

- Electrical system, 220V 50Hz
- Inverter, 12V

ELECTRONICS

- Glomex TV antenna
- Seakeeper® 3 gyroscopic stabilizer
- Simrad® HAL024 radar
- SiriusXM® Marine Weather satellite receiver & antenna (North America only; subscription required)
- SiriusXM® satellite receiver (North America only; subscription required)
- TV, smart 32" flat-screen (mid-berth)

FUSION® PREMIER AUDIO SYSTEM UPGRADE

- Apollo RA770 AM/FM stereo (helm)
 - Bluetooth™
 - Digital Signal Processing (DSP)
 - ERX400 remote units (bow & transom) – 2
 - Signature Series amplifier, 8-channel (2000W)
 - Signature Series monoblock amplifier for subwoofer (2250W)
 - Signature Series speakers (7") – 2 pairs
 - Signature Series speakers (8") – 1 pair
 - Signature Series subwoofer (12")
 - Signature Series tweeters – 1 pair
 - Wi-Fi audio streaming with Apple AirPlay® 2
- Apollo SRX400 AM/FM stereo (salon/ V-berth)
 - Bluetooth™
 - Digital Signal Processing (DSP)
 - Signature Series speakers (6.5") – 1 pair
 - Wi-Fi audio streaming with Apple AirPlay® 2
- Panel-Stereo, all-in-one AM/FM with Bluetooth™ (mid-berth)

HELM

- Digital Dash™, dual (16")
 - Active Trim
 - Chartplotter with preloaded charts (North America only)
 - CZone® digital switching
 - Mercury Marine® VesselView® Link
 - Micro SD card readers for updating charts (2)
 - OP50 remote control for displays
 - Simrad® NS0 evo3 (16") touchscreen displays (2)
 - Transducer with depth, water temperature & fishfinder
- HS40 wireless handset for Simrad® RS100 VHF radio

LIGHTING

- Key fob controller for battery switches & courtesy lighting
- LED RGB-W color-changing & white accent lighting package
 - Bow, cockpit, hardtop & hull side vents
 - Underwater thru-hull (4 lights)
- Lights, docking
- Spotlight, remote controlled

MECHANICAL

UNDERWATER GEAR

- Dynamic Running Surface™ (trim tabs that automatically optimize running attitude & trim, delivering stability & performance)
- Propellers, high-altitude

WASTE SYSTEM

- Gray water system
- Macerator with seacock interlock system
- VacuFlush® head with direct overboard discharge (international only)

WATER SYSTEM

- Shower, hot & cold (transom)

INTERNATIONAL SYSTEMS

- CE certification

Some features and options may not be available when a boat is built for regions outside North America and/or has CE certification. Boats ordered with 220V 50Hz electrical systems will have the appropriate appliances in the corresponding voltage.



DECK / COCKPIT



CABIN
Seating configuration



CABIN
Sleeper configuration





AT SEA RAY, WE BELIEVE THAT RICHER MOMENTS ON THE
WATER LEAD TO A RICHER LIFE. THAT'S WHY EVERYTHING
WE DO IS DESIGNED TO MAKE EACH MOMENT EXCEPTIONAL.

03092021

© 2021 Sea Ray Boats | 800 South Gay Street, Suite 1500, Knoxville, TN 37929 | searay.com

Features, options and specifications are subject to change and may vary for different model years. Some accessories may not be available (a) as standard features or upgradeable options, or (b) when a boat is built for regions outside of North America and/or has CE certification. Confirm specifications and availability of features and options with an authorized Sea Ray dealer.

